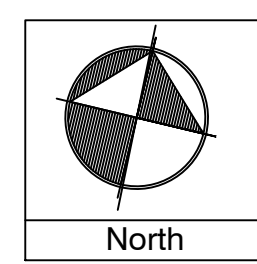


Conceptual Landscape Plan
Scale: 1" = 10' - 00"



Note: * Shade Tree Commission Approved Trees to be supplied by Shade Tree Commission
** To be discussed and/or possibly planted at a later time

Proposed Plant Material




Northern Red Oak *



American Beech *




Linden 'Greenspire' *




Tulip Tree *



American Sycamore *



Redbud 'Forest Pansey' *



Dogwood 'Cherokee Chief' *



River Birch **

Evergreen Trees:



Norway Spruce *



White Spruce *



Green Giant Arborvitae

Deciduous Shrubs:



Viburnum 'Doublefile'



Viburnum 'Arrowwood'

Ornamental Grasses:




Gracillimus Grass



Little Bluestem Grass



Dwarf Fountain Grass




Karl Forester Grass



Adagio Grass



Astilbe



Location of Proposed Entry Road



View of Large Dog Park Location



Opposite View of Large Dog Park Location




View of Small Dog Park Location



View of Slope / Grade Change Between Dog Park Areas



View of Current Site Conditions



Boulders To Be Used For Construction

Existing Site Photos



Jill Schwertfeger Memorial Dog Park

At GREAT OAK PARK

Oakland, NJ

Conceptual Landscape Plan Date: 02/07/20 Scale: As Shown



Sign - Regulations



Sign - Sponsors



Bench Seating



Bench Seating



Waste Areas Inside Dog Runs




Waste Areas Outside Dog Runs



Leash Post



Engineered Wood Fiber Playground Mulch w. Edging



Activities



Activities



Activities